

## **PRODUCT INFORMATION**



Warehouse  
All You Need  
All You Need

### **SB - AW Ramp**

SB-AW Ramp is a triangle block sit against curbs to provide a smooth ground-to-sill transition.



## ***SB-AW Ramp (AWRRLWSR01)***

### ***Specifications***

**Material:** PVC, PE

**Model:** Letter Buckle Ramp (Yellow)

**Size:** 500mm x 150mm x 40mm

**Weight:** 1kg

**Load Bearing:** 1ton

**Feature:** Lightweight, cost-effective

**Model:** PVC Ramp (11cm)

**Size:** 500mm x 270mm x 105mm

**Weight:** 2.8kg

**Load Bearing:** 5ton approx.

**Feature:** Suitable for serrated edge

**Model:** PVC Ramp (11cm)

**Size:** 500mm x 270mm x 105mm

**Weight:** 2.2kg

**Load Bearing:** 5ton approx.

**Feature:** Suitable for serrated edge

**Model:** PVC Ramp (19cm)

**Size:** 250mm x 390mm x 190mm

**Weight:** 2.2kg

**Load Bearing:** 5ton approx.

**Feature:** Suitable for serrated edge

**Model:** Letter Buckle Ramp (Black)

**Size:** 500mm x 150mm x 40mm

**Weight:** 1kg



**Load Bearing:** 1ton


**Feature:** Lightweight, cost-effective

NOTE: For more information on size, colour and materials, please contact us today!

All statements, technical information and recommendations contained herein are based on tests we believe to be reliable, but the accuracy or completeness thereof is not guaranteed, and the preceding is made in lieu of all warranties, expressed or implied.







All You Need  
All You Need